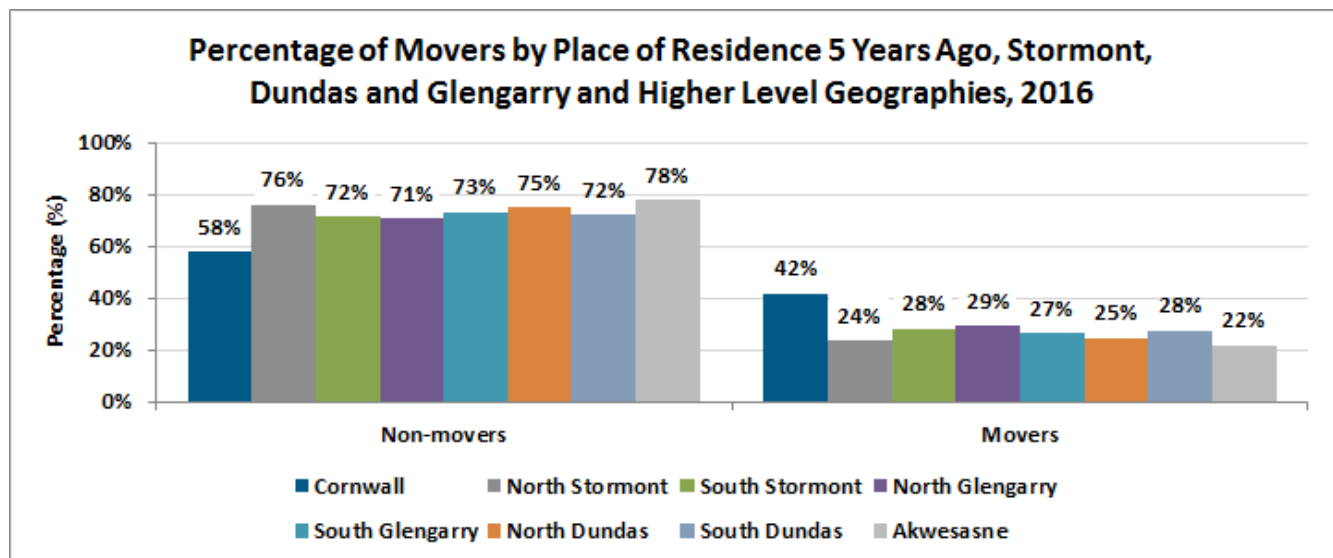
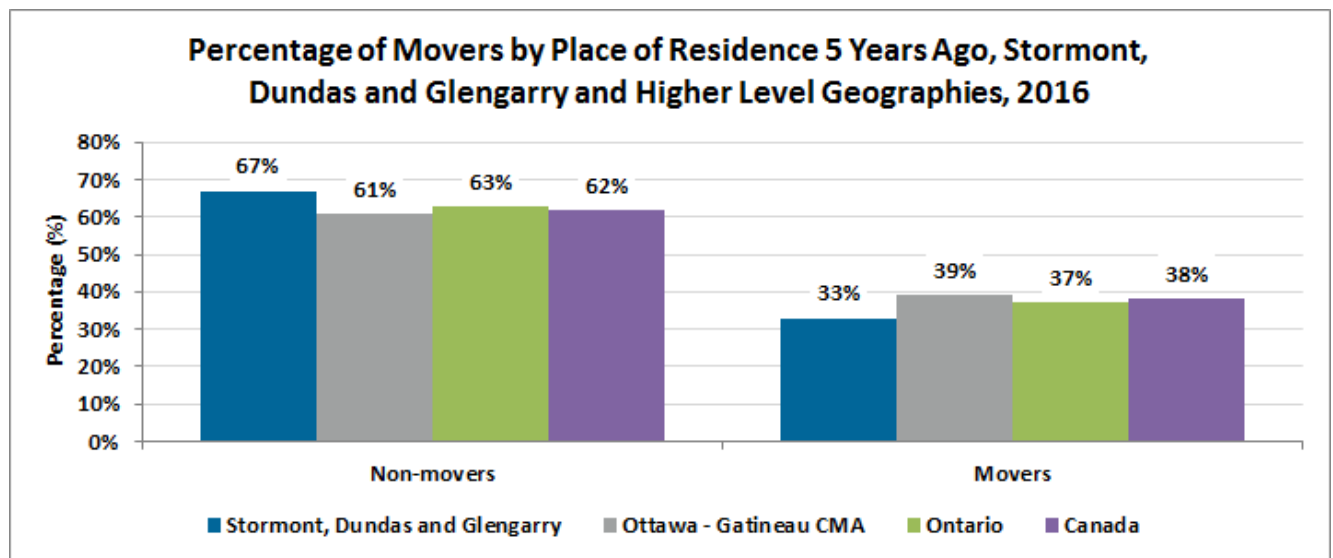


Census Made Simple Release 15

Mobility and Migration

Mobility Status

- 67% of Stormont, Dundas, and Glengarry residents lived in the same residence in 2016 as five years earlier. The proportion of non-movers in Stormont, Dundas, and Glengarry is higher than Ottawa-Gatineau CMA (61%), Ontario (63%), and Canada (62%).
- The community that had the most movers in Stormont, Dundas, and Glengarry was Cornwall (42%).

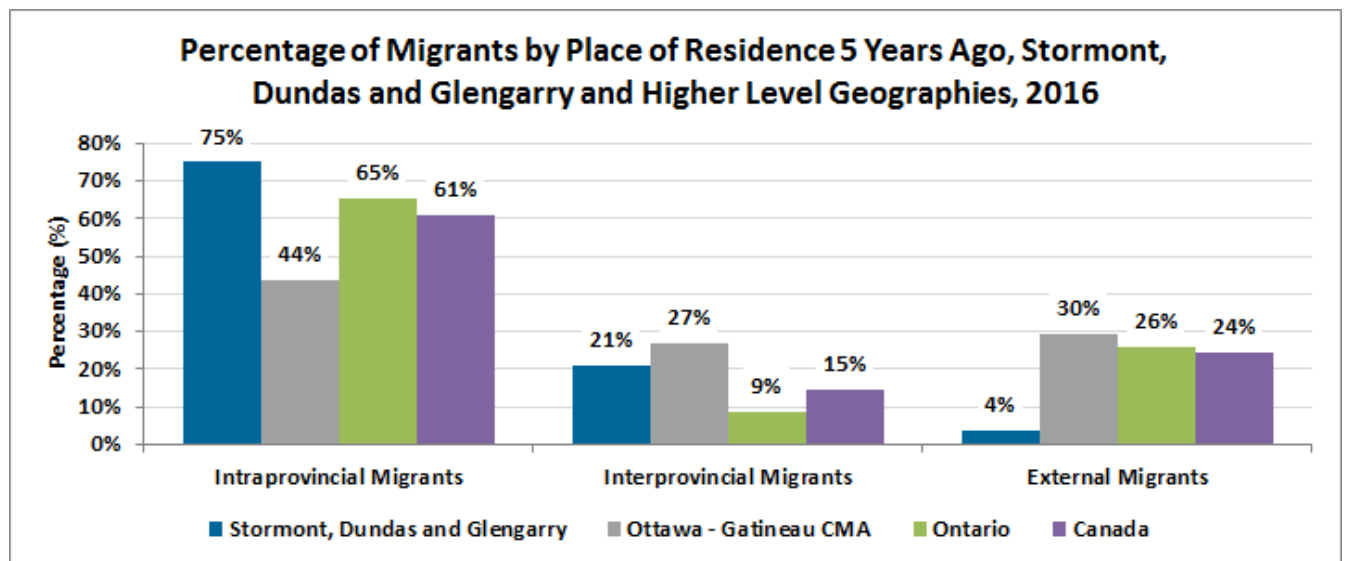


Census Made Simple Release 15

Mobility and Migration

Migration Status

- In 2016, 75% of migrants to Stormont, Dundas, and Glengarry came from within the province of Ontario. South Dundas had the highest proportion of intraprovincial migrants when compared to Ottawa-Gatineau CMA (44%), Ontario (65%), and Canada (61%).
- In 2016, 4% of migrants to Stormont, Dundas, and Glengarry were external migrants (coming from outside of Canada). Stormont, Dundas, and Glengarry had the lowest proportion of external migrants when compared to Ottawa-Gatineau CMA (30%), Ontario (26%), and Canada (24%).
- The community that had the most migrants in Stormont, Dundas, and Glengarry (aside from Cornwall) was South Stormont (2280). The communities that had the least were North Dundas and North Stormont.



Census Made Simple Release 15



Mobility and Migration

