


Census Made Simple Release 10

Aboriginal Peoples

Aboriginal Population

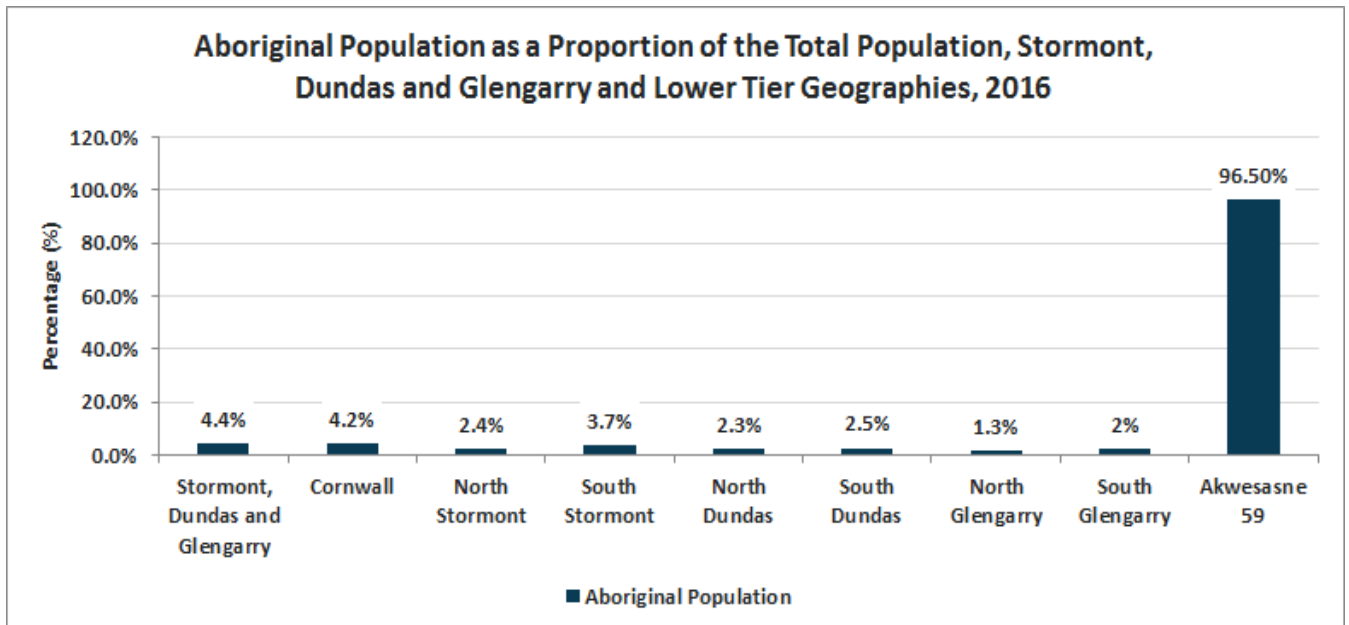
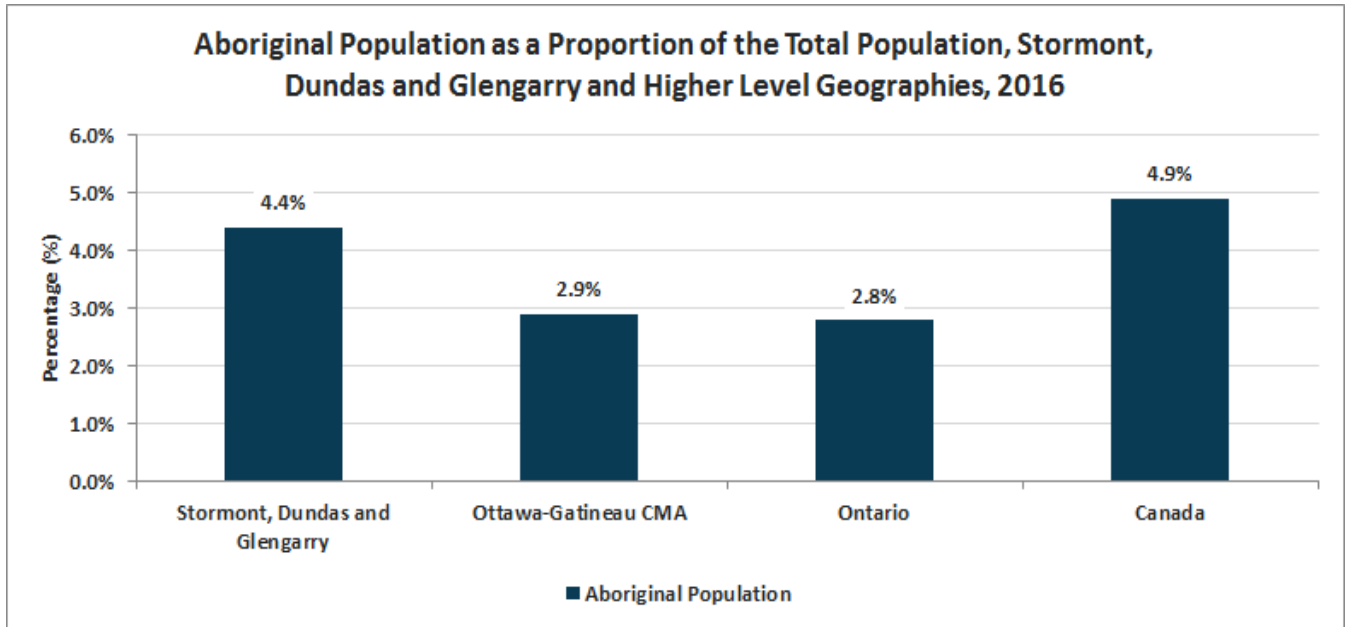
- In 2016, there were 4,845 Aboriginal people in Stormont, Dundas and Glengarry, making up 4.4% of the population, compared to 2.9% in Ottawa-Gatineau CMA, 2.8% in Ontario and 4.9% in Canada.
- The majority of the Aboriginal population were First Nations people 71.2% (3,450) followed by 23.5% (1,140) Métis, and 2.2% (105) Inuit.
- Within the First Nations population, 75.8% (2,615) had Registered or Treaty Indian status
- Within Stormont, Dundas and Glengarry, the Akwesasne (Part) 59, Indian reserve (CSD) accounted for 96.5% of the total population.



Census Made Simple Release 10



Aboriginal Peoples



Census Made Simple Release 10

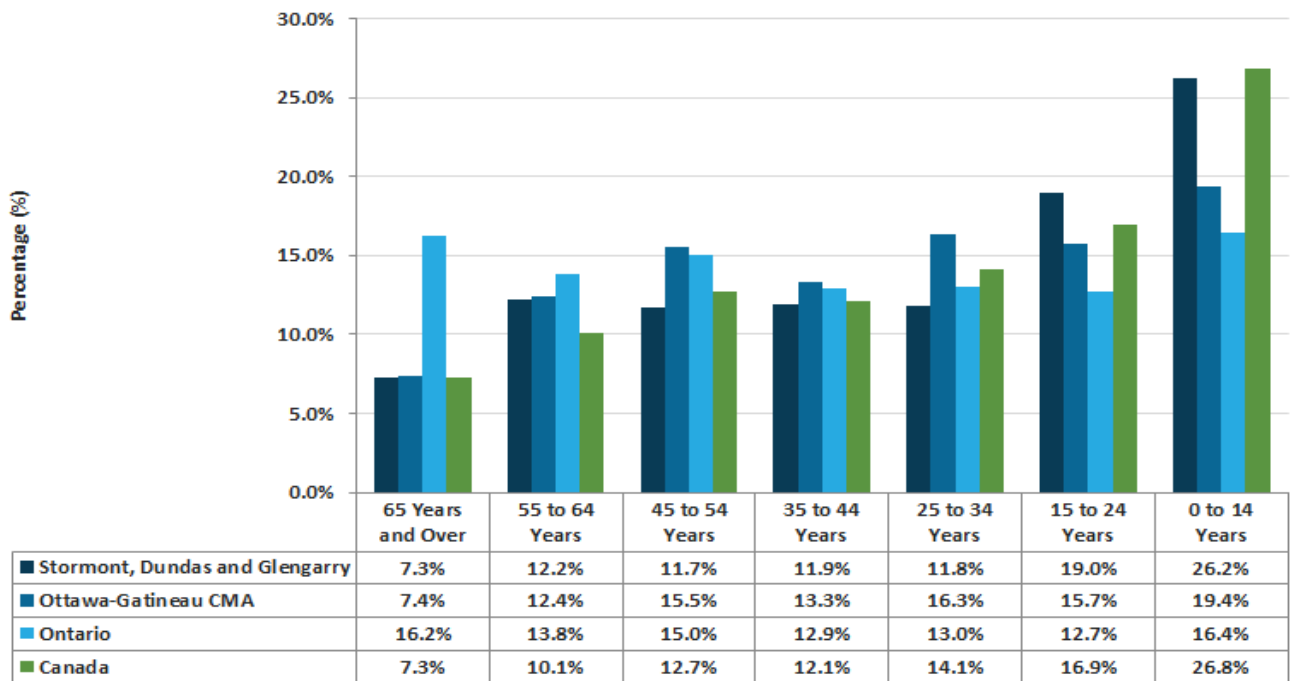


Aboriginal Peoples

Age Distribution by Aboriginal Identity

- The average age of the Aboriginal population in Stormont, Dundas and Glengarry was 32.4 years, compared with 43.8 years for the non-Aboriginal population.
- In 2016, Aboriginal children aged 14 and under represented 26.2% of the total Aboriginal population in Stormont, Dundas and Glengarry.
- 11.9% of the total Aboriginal population are between the ages of 35 to 44 years in Stormont, Dundas and Glengarry compared to 13.3% in Ottawa-Gatineau CMA, 12.9% in Ontario and 12.1% in Canada.
- 27% of Akwesasne (Part) 59, Indian reserve (CSD) population are between 0 to 14 years of age.

Aboriginal Population as a Proportion of the Total Population, Stormont, Dundas and Glengarry and Higher Level Geographies, 2016



Census Made Simple Release 10

Aboriginal Peoples

