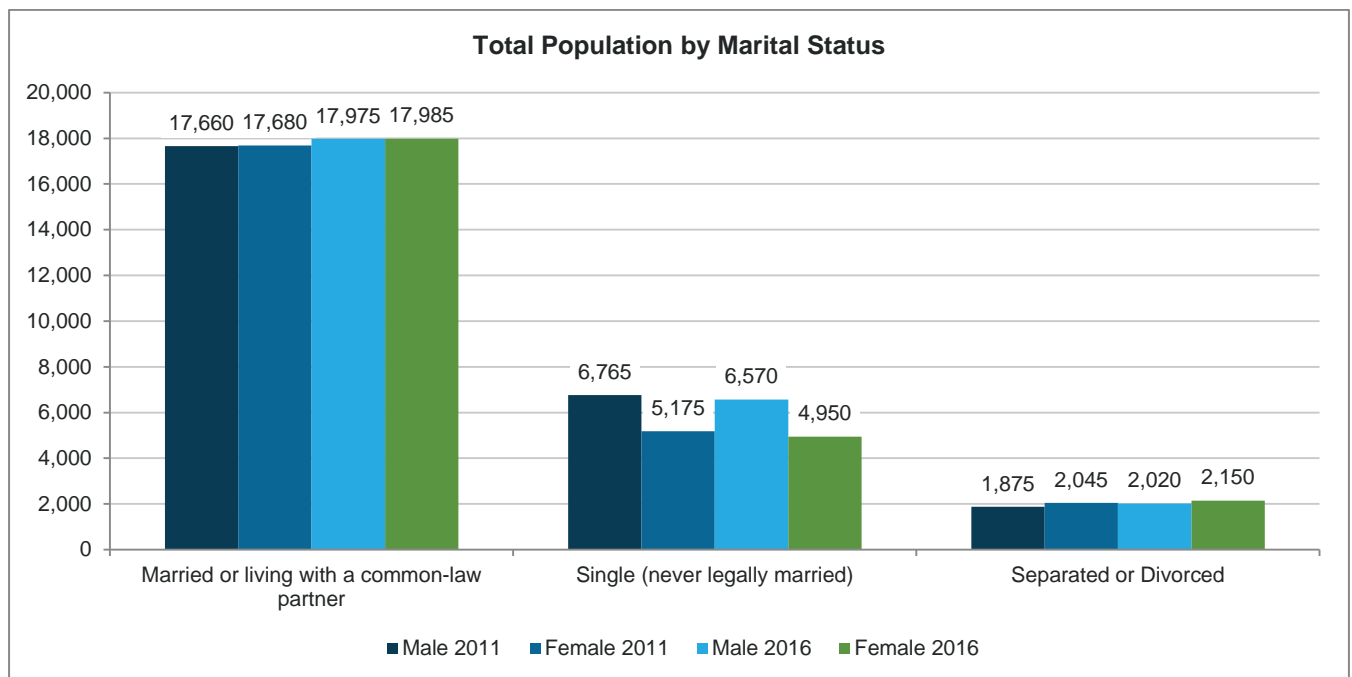


# Census Made Simple Release 5



## Families, Household and Marital Status

### Population by Marital Status (County)



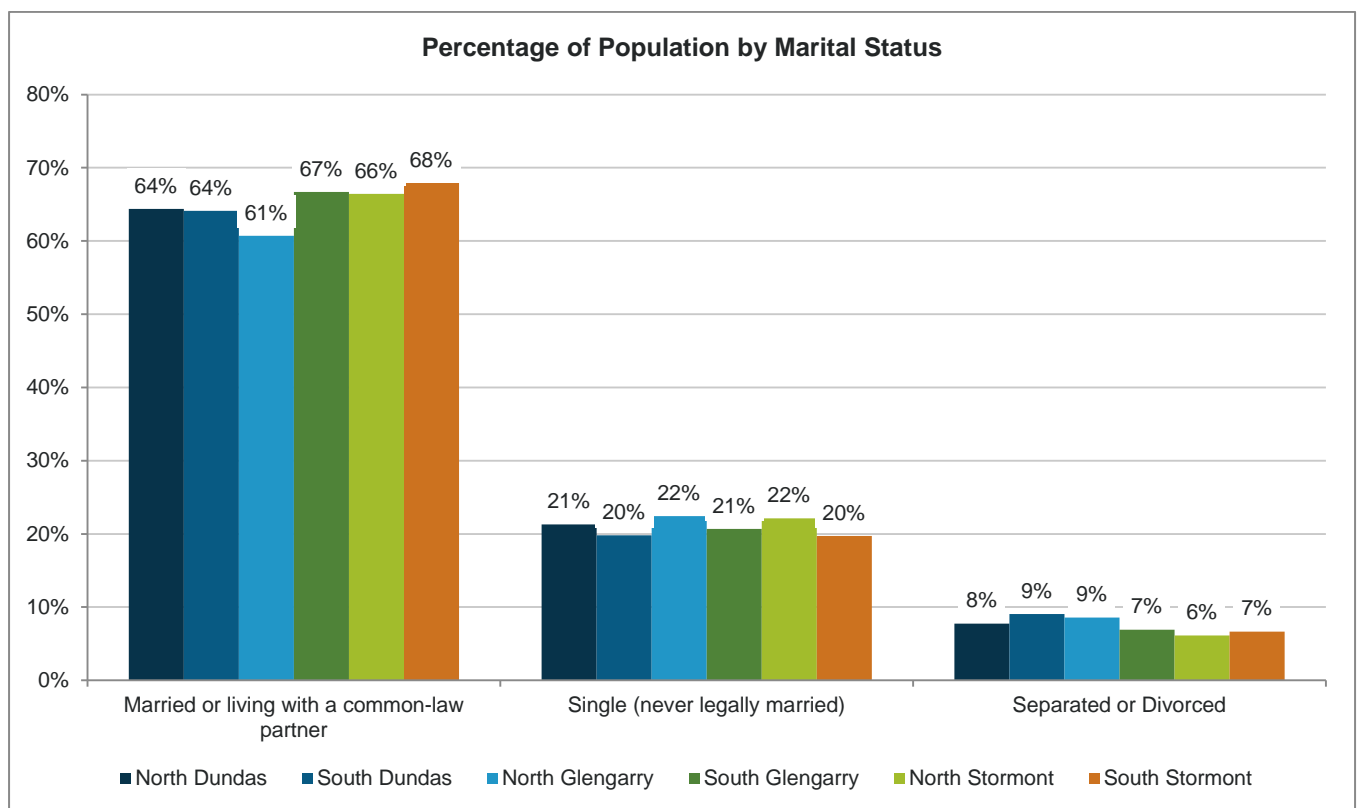
### Quick Facts

- In Stormont, Dundas and Glengarry, 60.3% of the total population aged 15 and over were either married (48.5%) or living with a common-law partner (11.8%).
- The remaining 39.7% were not married and not living with a common-law partner, including those who were single (never-married), separated, divorced or widowed.
- 80.1% of persons living in a couple were married in 2016, while 19.9% were living common law.
- The only decreases were in the single category with a drop of 195 for males and 225 for females.

# Census Made Simple Release 5

## Families, Household and Marital Status

### Population by Marital Status (Lower-Tiers)



### Quick Facts

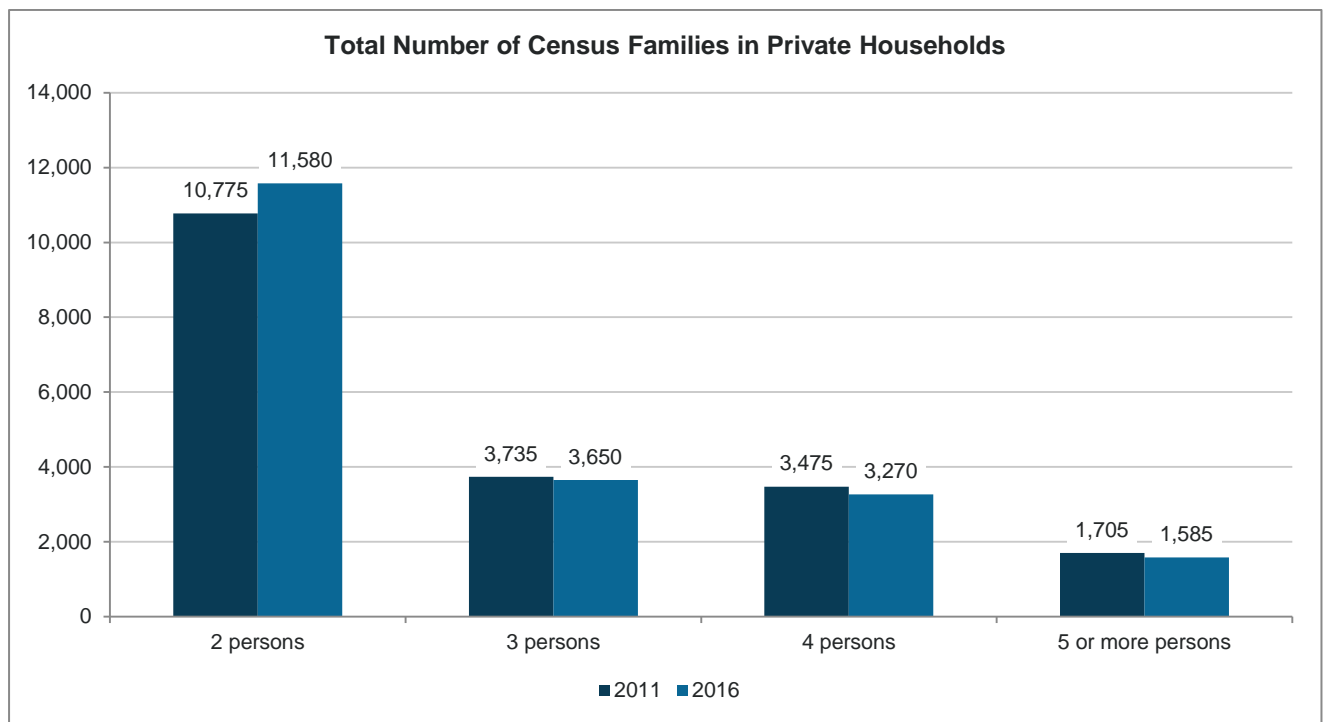
- The majority of census families within the communities of SDG are married or living with a common-law partner.
- Population by marital status was highest in South Stormont (68%), followed closely by all the other communities. North Glengarry had the lowest rate (61%). The higher incidence rate of marriage across the county suggests a more family-focused lifestyle in comparison to other communities.

# Census Made Simple Release 5



## Families, Household and Marital Status

### Total Number of Census Families (County)



### Quick Facts

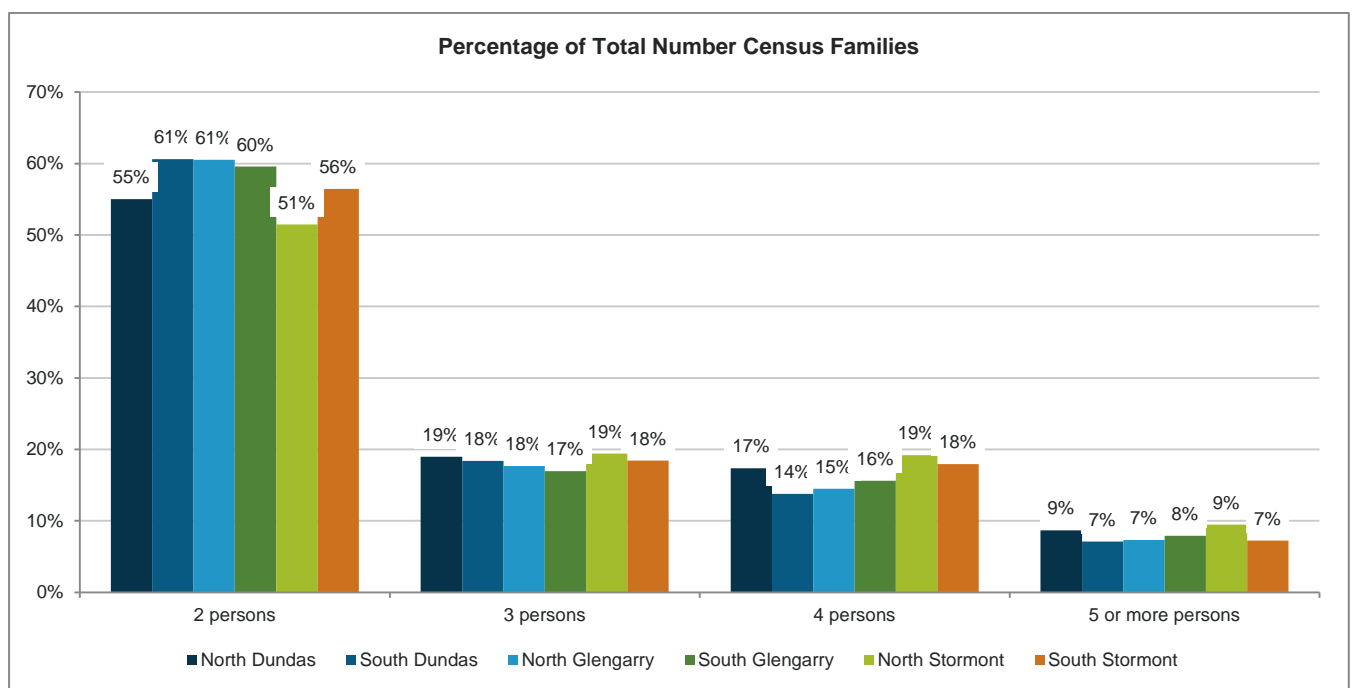
- The total number of census families by size has been trending towards two-person households in the county. Every category has seen declines compared to relatively robust growth in the two persons household category (growth of 807 families).
- The percentage growth of census families by household size highlights a trend within the county. With overall growth of 2%, we can see residents of SDG has been moving towards two-person households at a rate of 7%. This corresponds with declines in 3, 4 and 5 or more-person households of 2%, 6% and 7% respectively.

# Census Made Simple Release 5



## Families, Household and Marital Status

### Total Number of Census Families (Lower-Tiers)



### Quick Facts

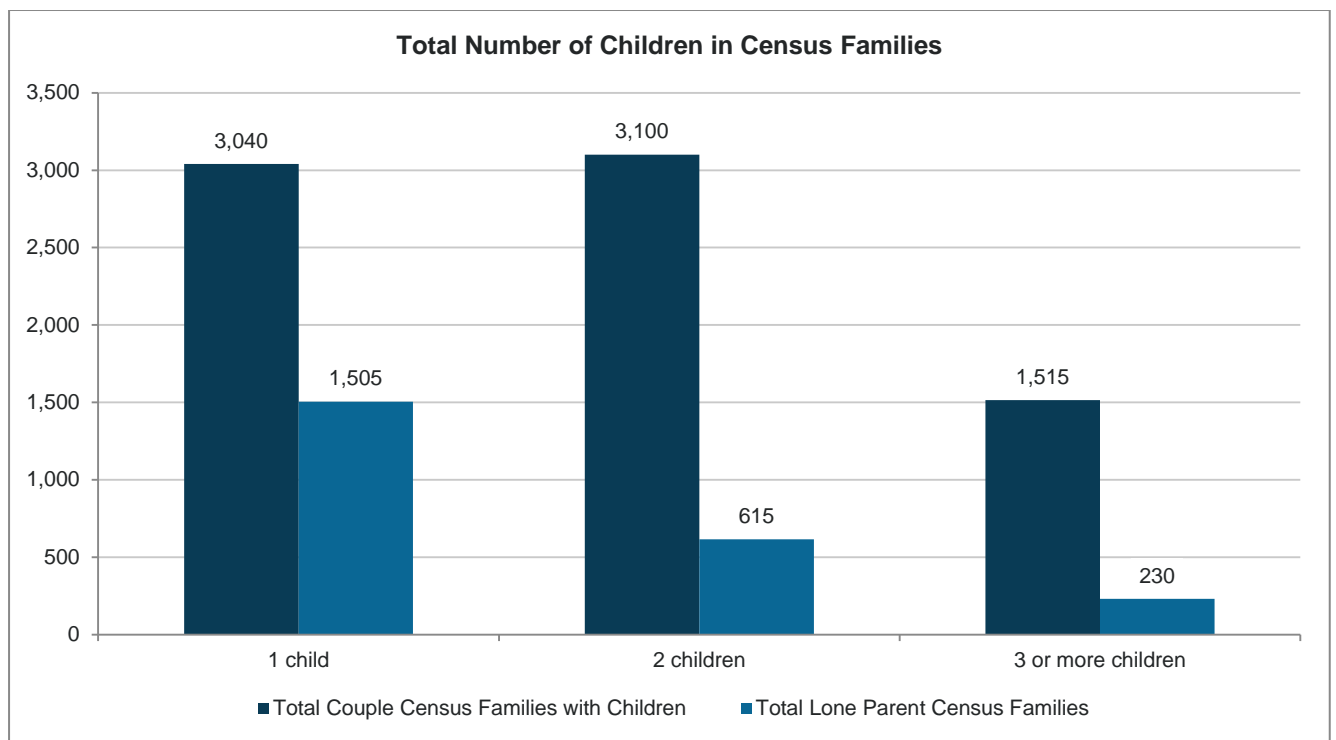
- The communities within the county have the majority of their census families in two-person households.
- South Dundas and North Glengarry had the highest percentage (61%) of two persons census families in the county. In comparison, North Stormont and South Stormont had the highest percentage of households with 3 or more persons followed by North Dundas.

# Census Made Simple Release 5



## Families, Household and Marital Status

### Total Number of Children in Census Families



### Quick Facts

- The total number of children by couple or lone parent census families in the county are in line with the province and nation averages. The county has an almost even split between one and two children census families.
- From 2011 to 2016, the total number of children in the county grew by 400.
- In 2016, among couple census families 57.3% were families without children, and 42.7% were families with children.