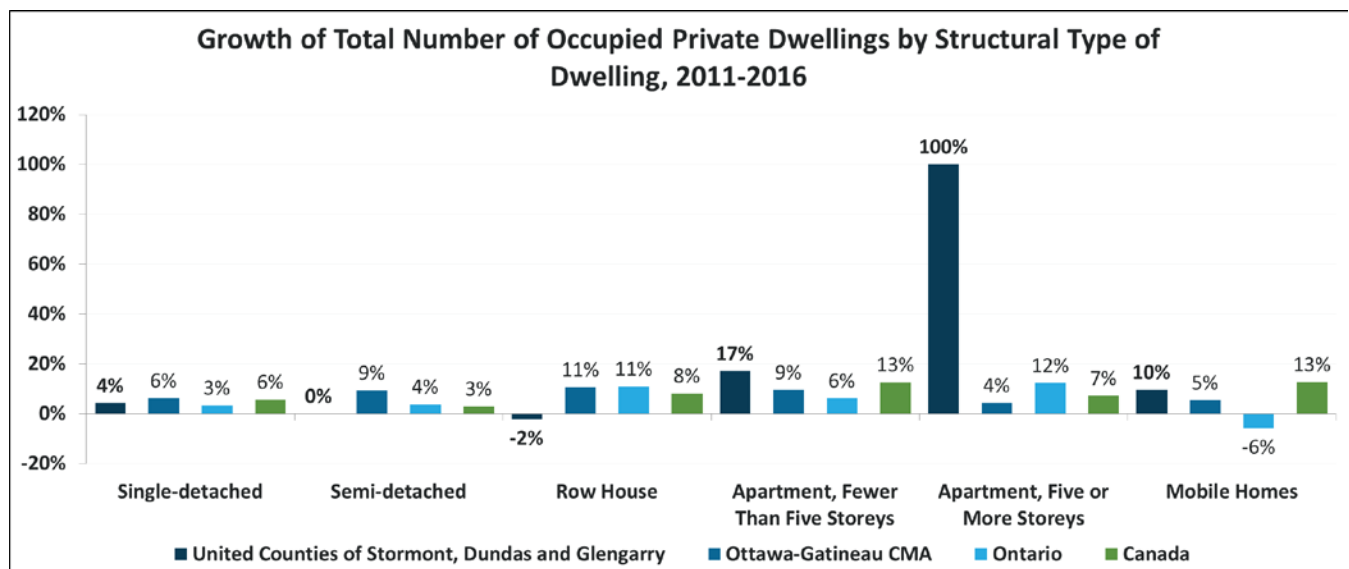
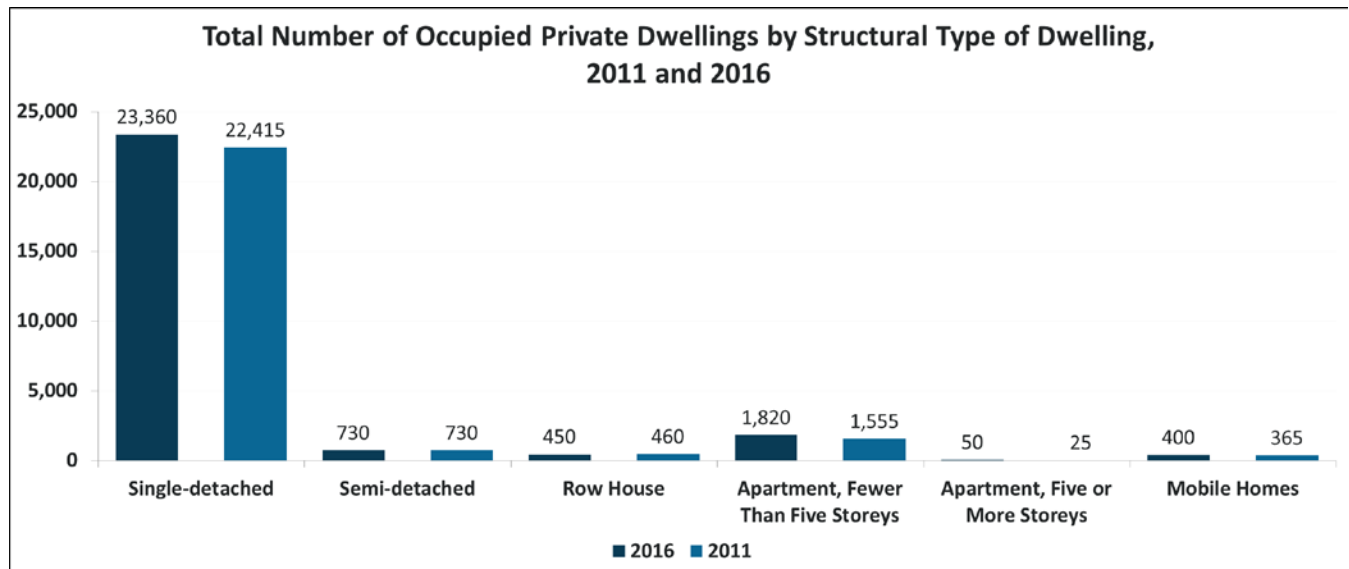


Census Made Simple Release 3



Type of Dwelling

Dwelling Characteristics

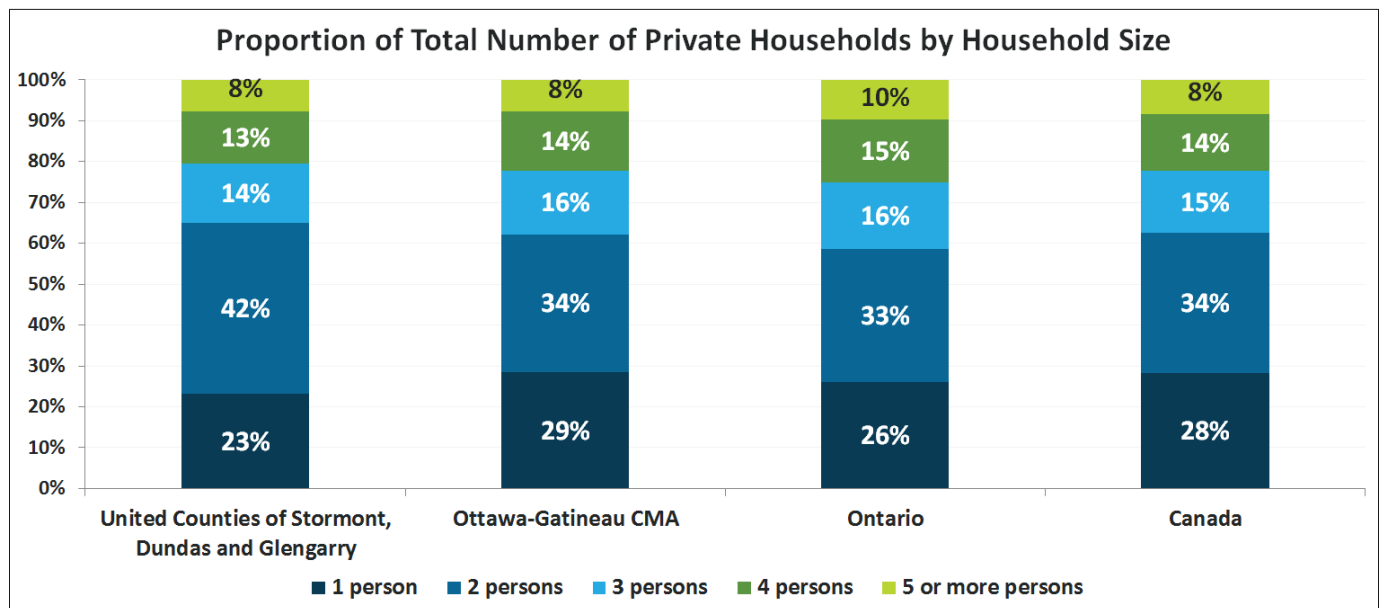


Census Made Simple Release 3



Type of Dwelling

Persons in Private Households



Average Number of Persons in Private Households

	United Counties of Stormont, Dundas and Glengarry	Ottawa-Gatineau CMA	Ontario	Canada
Average number of persons in private households	2.3	2.4	2.6	2.4

Quick Facts

- The average number of persons per household in the United Counties of Stormont, Dundas and Glengarry is 2.3. In comparison to 2011, this has decreased by 0.1. When compared to the comparator areas, SDG has a lower average number of persons per household.

Census Made Simple Release 3



Type of Dwelling

Community Quick Facts

Total number of occupied private dwellings by structural type of dwelling

Total number of occupied private dwellings by structural type of dwelling			
	North Dundas	North Stormont	North Glengarry
Total number of occupied private dwellings	4,480	2,630	4,320
Single-detached	3,820	2,410	3,455
Semi-detached	80	50	135
Row House	50	5	60
Apartment, Fewer Than Five Storeys	430	150	520
Apartment, Five or More Storeys	25	5	5
Mobile Homes	60	10	120
	South Dundas	South Stormont	South Glengarry
Total number of occupied private dwellings	4,555	5,150	5,300
Single-detached	3,625	4,700	4,945
Semi-detached	305	70	95
Row House	205	70	35
Apartment, Fewer Than Five Storeys	290	235	150
Apartment, Five or More Storeys	10	5	5
Mobile Homes	100	65	45

Average number of persons in private households

Average number of persons in private households		
North Dundas	North Stormont	North Glengarry
2.5	2.6	2.3
South Dundas	South Stormont	South Glengarry
2.3	2.5	2.4

Census Made Simple Release 3



Type of Dwelling

Total number of private households by household size

Total number of private households by household size			
	North Dundas	North Stormont	North Glengarry
Total number of private households	4,480	2,630	4,315
1 person	1,040	555	1,245
2 persons	1,795	1,015	1,785
3 persons	660	410	555
4 persons	630	400	470
5 or more persons	355	245	260
	South Dundas	South Stormont	South Glengarry
Total number of private households	4,555	5,150	5,300
1 person	1,120	990	1,155
2 persons	1,995	2,230	2,350
3 persons	650	760	735
4 persons	480	780	655
5 or more persons	315	395	400